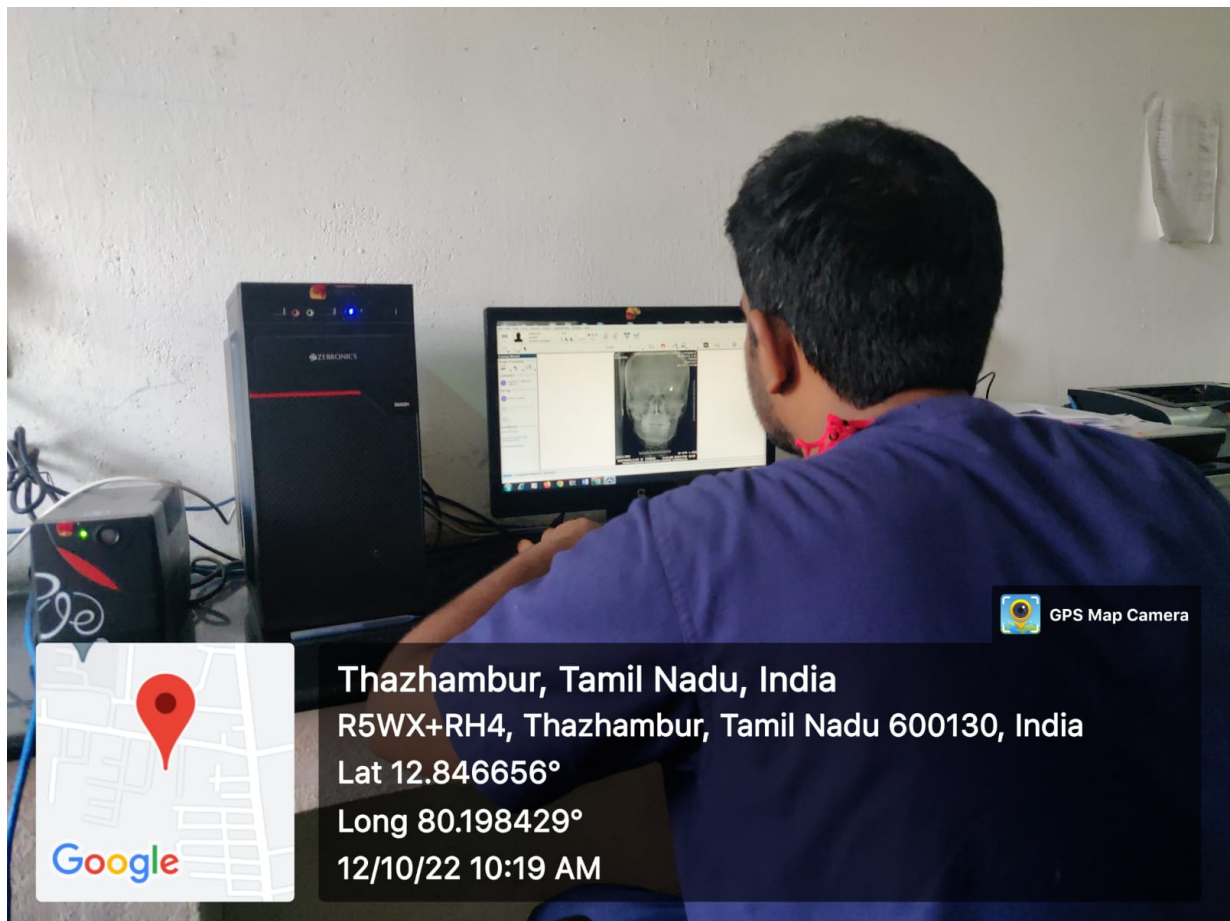


8.1.6 GEOTAGGED PHOTOGRAPHS OF MORPHOMETRICS, RADIOLOGY OPG AND LATERAL CEPH LABS

1 - IMAGING AND MORPHOMETRIC SOFTWARE



PRINCIPAL

SRI VENKATESWARA DENTAL COLLEGE & HOSPITAL
OFF. OMR NEAR - NAVAJUR
THALAMBUR, CHENNAI-600 130.

1 - IMAGING AND MORPHOMETRIC SOFTWARE

Generic 12/8/2022 Proc...

File Edit View Go to Practice Patient Cephalometry Window Help

NE aditya 34 years

Tracing Wizard

Image Processing

Calibration

1 Image NOT Calibrated. Calibrate now?

Tracing

2 Perform Tracing

3 Adjust Structures and Soft Tissue

4 Improve Lateral Photo

5 Natural Head Posture (NHP)

6 Print

Measurements

Measurement	Active	Deviation U
ANS	0.0	0.0
SN	0.0	0.0
Articulate Condyl.	13.4	mm
Artic. Condyl.	13.1	mm
Dist To S-N	97	mm
Dist To S-R	101	mm
Art. XY	837	mm
Art. Z	8.0	mm
Dental Analysis	8.4	mm
LI to NI (mm.)	4.5	mm
LI to NI (mm.)	4.5	mm
LI to NI (mm.)	4.5	mm

24°C Raining now

ENG IN 08-12-2022 11:00

Lenovo

GPS Map Camera

Thazhambur, Tamil Nadu, India

COLLEGE OFFICE, SRI VENKATESHWARA NURSING COLLEGE, Thazhambur, Tamil Nadu 600130, India

Lat 12.846104°

Long 80.19771°

08/12/22 11:00 AM GMT +05:30

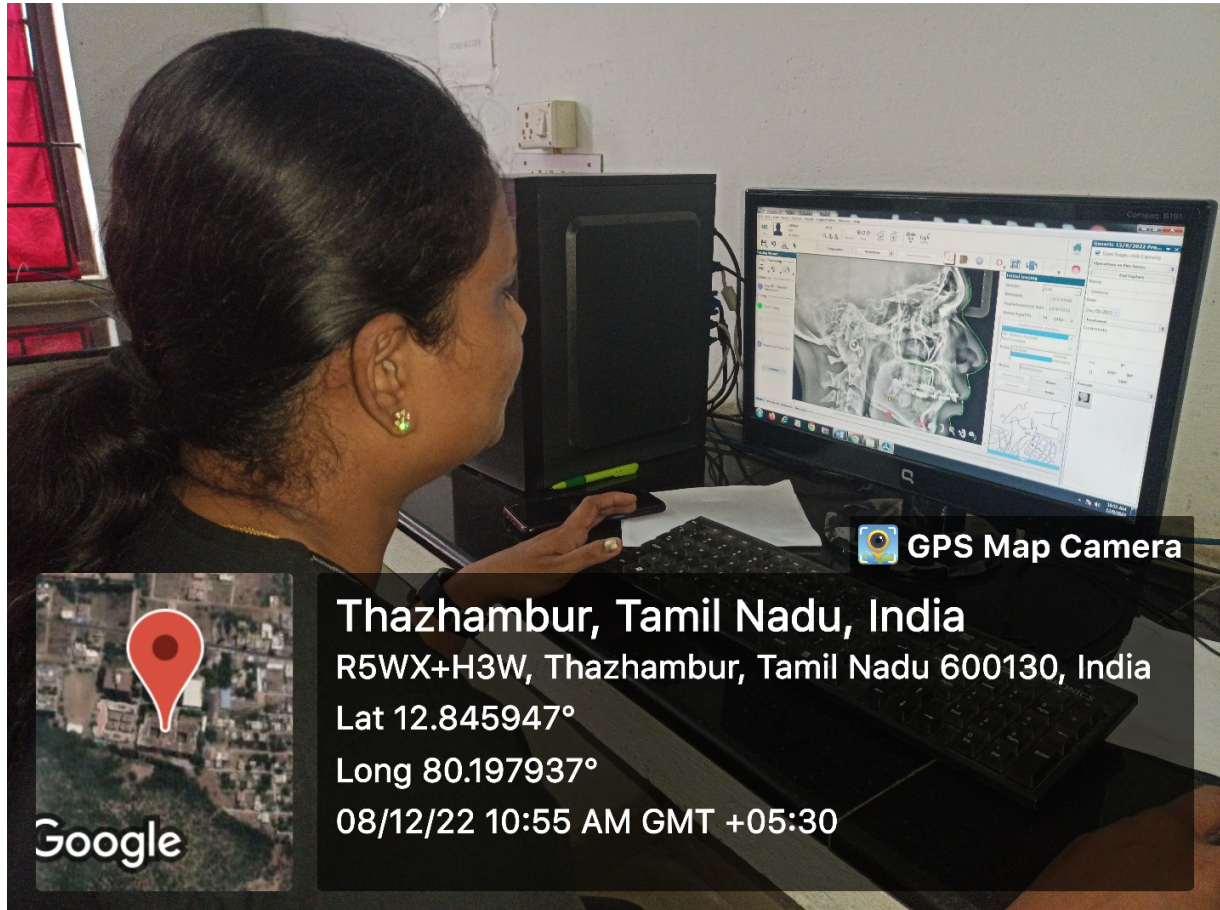
Google

A. J. Hudson

PRINCIPAL

SRI VENKATESHWARA DENTAL COLLEGE & HOSPITAL
OFF. OMR NEAR - NAVALUR
THALAMBUR, CHENNAI-600130.

1 - IMAGING AND MORPHOMETRIC SOFTWARE




PRINCIPAL

SRI VENKATESWARA DENTAL COLLEGE & HOSPITAL

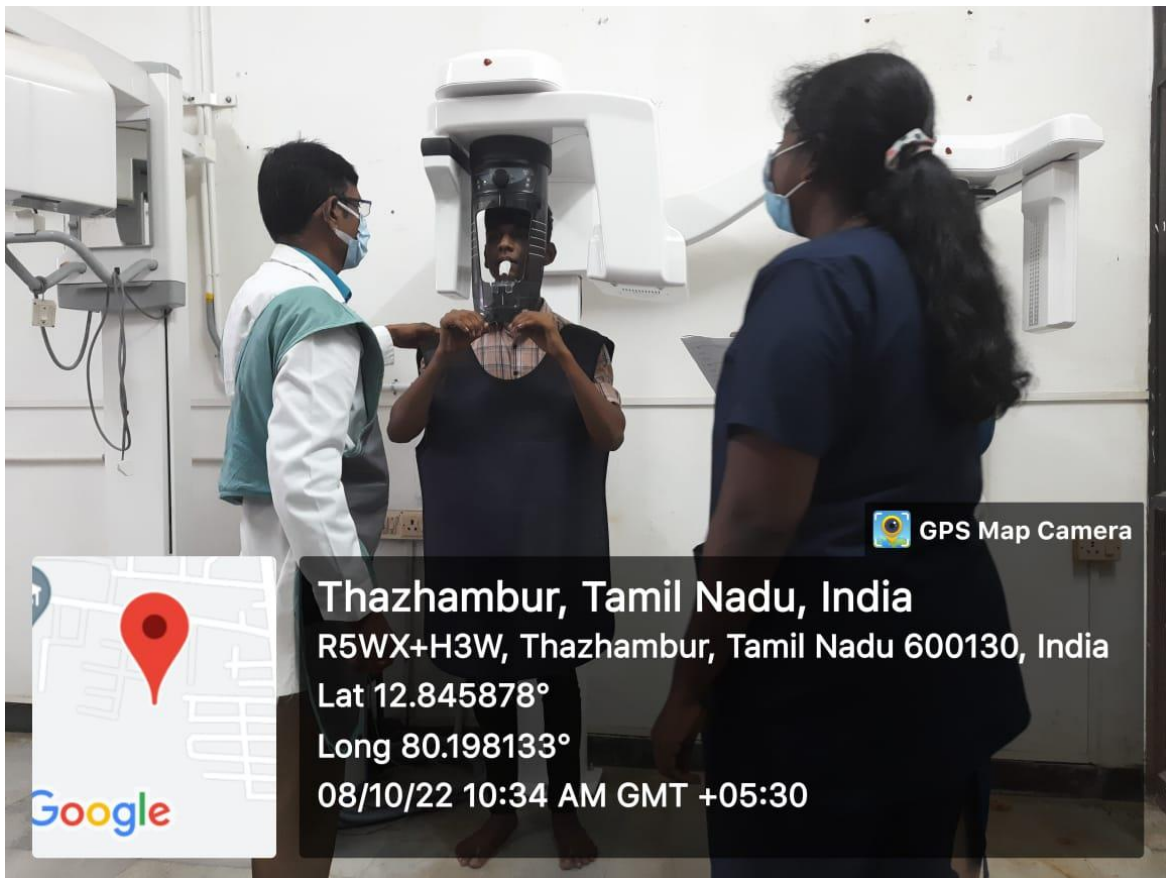
OFF. OMR NEAR - NAVALUR
THALAMBUR, CHENNAI-600 130.

2 –RADIOLOGY, OPG AND LATERAL CEPH



PRINCIPAL
SRI VENKATESWARA DENTAL COLLEGE & HOSPITAL
OFF. OMR NEAR - NAVALUR
THALAMBUR, CHENNAI-600 130.

2 –RADIOLOGY, OPG AND LATERAL CEPH



PRINCIPAL
SRI VENKATESWARA DENTAL COLLEGE & HOSPITAL
OFF. OMR NEAR - NAVALUR
THALAMBUR, CHENNAI-600 130.