


Sri Venkateswara Dental College & Hospital
Off Old Mahabalipuram Road, Near Navalur, Thalambur, Chennai 600 130
Provisional Balance Sheet as at 31-03-2022

Particulars	Dental Amount
I. Sources of Funds	
(1) Capital fund	115,692,235
(2) Loan funds:	
(a) Secured loans	-
(b) Unsecured loans	-
(3) Revenue Fund	305,050,236
TOTAL	420,742,471
II. Application of Funds	
(1) Fixed assets:-	
(a) Opening	169,864,039
(b) Additions	16,226,969
(c) Reversals / Deletions	79,385
(d) Total	186,011,623
(e) Depreciation	16,797,705
	169,213,918
(2) Current Assets, Loans and Advances:	
(a) Loans and Advances	717,378
(b) Deposits	13,456,336
(c) Sundry Debtors	2,557,094
(d) Cash and Bank Balances	12,800,569
(e) Other Current assets	
Total Current Assets (A)	29,531,377
Less:	
Current Liabilities and Provisions:	
Current Liabilities	13,423,707
(B)	13,423,707
Net current assets:(A)-(B)	16,107,670
Branch & Divisions	235,420,884
TOTAL	420,742,472.42



PRINCIPAL
 SRI VENKATESWARA DENTAL COLLEGE & HOSPITAL
 OFF. OMR NEAR - NAVALUR
 THALAMBUR, CHENNAI-600 130.

Sri Venkateswara Dental College & Hospital
Off Old Mahabalipuram Road, Near Navalur, Thalambur, Chennai 600 130
Provisional Income & Expenditure for the year ended 31.03.2022

Particulars	Dental
INCOME	
Fee Income	144,610,584
Other Income	2,956,224
TOTAL	147,566,808
EXPENDITURE	
Direct Expenses	50,017,667
Depreciation and Amortization Expenses	16,797,705
Indirect Expenses	35,506,280
	102,321,652
Excess of Income Over Expenses carried to Balancesheet	45,245,156



PRINCIPAL

SRI VENKATESWARA DENTAL COLLEGE & HOSPITAL
OFF. OMR NEAR - NAVALUR
THALAMBUR, CHENNAI-600 130.

Schedule -K: Administrative and Other Expenses

Academic Expenses	2,728,381
Administrative Expenses	1,801,093
Advt & Publicity exp	15,325
Affiliation & Registration Exp	1,385,440
Communication Expenses	503,652
Conference, workshop, Seminar & Function Exp	784,308
Consultancy Charges	3,453,966
Consumables Exp	3,641,615
Electricity Charges	2,052,294
Examination Exp	200
Hostel & Mess expenses	8,101,622
Inspection Charges	
Insurance Exp	1,186,835
Note Book Exp	640,323
Other expenses	103,841
Personnel Expenses - Direct	29,782,796
Personnel Expenses - Indirect	13,273,363
Printing and Stationery	
Rent	
Repairs & Maintenance	6,739,201
Sports Exp	
Transportation,fuel & Travelling Expenses & Conveyance	8,775,335
Uniform expenses	537,569
Tax admitted with ITSC	
TOTAL	85,507,159

Schedule-L : Interest/Finance charges

Bank Charges	16,788
Interest on Term Loan	
Proceesing Fees	
Interest paid Vehicles & others	
Interest on Loan on FD	
Interest On OD	
TOTAL	16,788



PRINCIPAL

**SRI VENKATESWARA DENTAL COLLEGE & HOSPITAL
OFF. OMR NEAR - NAVALUR
THALAMBUR, CHENNAI-600 130.**

20-21

SRI VENKATESHWARA DENTAL COLLEGE & HOSPITAL		
Off. Old Mahabalipuram Road, Near Navalur, Thalambur, Chennai -600 130		
Balance Sheet as at 31-03-2021		
Particulars	Sch.	DENTAL Rs.
I. Sources of Funds		
(1) Capital fund	A	115,692,235
(2) Loan funds:		
(a) Secured loans	B	-
(b) Unsecured loans	C	-
(3) Revenue Fund	D	259,805,080
TOTAL		375,497,315
II. Application of Funds		
(1) Fixed assets:-	E	
(a) Opening		164,147,618
(b) Additions		22,531,067
(c) Reversals / Deletions		-
(d) Total		186,678,685
(e) Depreciation	E	16,814,645
		169,864,039
(2) Current Assets, Loans and Advances:		
(a) Loans and Advances	F	1,020,514
(b) Deposits	H	13,751,629
(c) Sundry Debtors	G	7,064,014
(d) Cash and Bank Balances	I	10,657,897
Total Current Assets (A)		32,494,054
Less:		
Current Liabilities and Provisions:		
Current Liabilities	J	19,029,550
(B)		19,029,550
Net current assets: (A)-(B)		13,464,504
Branch & Divisions		192,168,772
TOTAL		375,497,315

For SRI VENKATESHWARA DENTAL COLLEGE & HOSPITAL

XTC

PRINCIPAL

SRI VENKATESHWARA DENTAL COLLEGE & HOSPITAL

OFF. OMR NEAR - NAVALUR
THALAMBUR, CHENNAI-600 130.

Authorised Signatory

For VAIRAV & ASSOCIATES
Chartered Accountants(N. JAI V VAIRAV)
Proprietor
M.No. 236495

SRI VENKATESHWARA DENTAL COLLEGE & HOSPITAL		
Off. Old Mahabalipuram Road, Near Navalur, Thalambur, Chennai -600 130		
Income & Expenditure Account		
for the period ended 31-03-2021		
Patriculars	Sch.	DENTAL
		Rs.
INCOME		
Fee Income		143,978,686
Other Income		2,911,382
TOTAL		146,890,068
EXPENDITURE		
Administrative & Other Expenses	K	75,277,138
Depreciation and Amortization Expenses	E	16,814,645
Interest/Finance charges	L	1,358
		92,093,141
Excess of Income Over Expenses		
<i>carried to Balancesheet</i>		54,796,927

For SRI VENKATESHWARA DENTAL COLLEGE & HOSPITAL

X I

[Signature]
Authorised Signatory

[Signature]

PRINCIPAL

SRI VENKATESHWARA DENTAL COLLEGE & HOSPITAL
OFF. OMR NEAR - NAVALUR
THALAMBUR, CHENNAI-600 130.

For VAIRAV & ASSOCIATES
Chartered Accountants



(T.JAT V VAIRAV)
Proprietor
M.No.236495

SRI VENKATESHWARA DENTAL COLLEGE & HOSPITAL	
Schedule to Balance Sheet Items	
Particulars	
	Dental Rs.
Schedule-A : Capital Fund	
Balance as on 01.04.2020	115,692,235
TOTAL	115,692,235
Schedule- B : Secured Loans	
TOTAL	-
Schedule- C : Unsecured Loans	
TOTAL	-
Schedule - D : Revenue Fund	
Balance as on 01.04.2020	205,008,154
<i>Current Year Excess of Income Over Expenses</i>	
<i>Transferred from Income & Expenditure A/c</i>	54,796,927
TOTAL	259,805,080

A. J. Sundar

PRINCIPAL

SRI VENKATESHWARA DENTAL COLLEGE & HOSPITAL

OFF. OMR NEAR - NAVALUR

THALAMBUR, CHENNAI-600 130.



Particulars	Dental Rs.
Schedule- F : Loans and Advances	
Salary Advance	84,979
Advance for Expenses Non Teaching	436,996
Advance for Expenses Teaching	498,539
TOTAL	1,020,514
Schedule G : Sundry Debtors	
Advances to Suppliers	7,064,014
TOTAL	7,064,014



A. J. Hudson

PRINCIPAL

SRI VENKATESWARA DENTAL COLLEGE & HOSPITAL
OFF. OMR NEAR - NAVALUR
THALAMBUR, CHENNAI-600 130.

Particulars	Dental Rs.
Schedule- H : Deposits	
FD BOB	4,219,770
FD Cosmos Bank	4,332,407
FD-BOB-19690300005918	1,472,685
Deposit-KTD01/20070588	2,543,315
Electricity Deposit	764,499
Telephone Deposit	6,000
Accrued Interest on KTD (AB)	412,953
TOTAL	13,751,629
Particulars	Dental Rs.
Schedule- I : Cash and Bank Balances	
Cash in hand	
Cash in hand	379,070
Cash at Scheduled Banks	
Andhra Bank-2275	12,920
Axis Bank Old A/c	613,559
Axis Vistas Trust A/c- 911010015600763	9,116,290
ALSHE Bank Account	6,646
Equitas Bank a/c No:100011497939	529,412
TOTAL	10,657,897

Differences



A. V. Sundar

PRINCIPAL

SRI VENKATESWARA DENTAL COLLEGE & HOSPITAL
OFF. OMR NEAR - NAVALUR
THALAMBUR, CHENNAI-600 130.

Particulars	Dental Rs.
Schedule- J : Current Liabilities and Provisions	
Current Liabilities	
Sundry Creditors	13,356
Creditors - Capital expenditure	3,328,507
Deposit Payable <i>Cafeteria Dep</i>	25,000
First Graduate Fees	760,000
Security Deposit	416,050
Caution deposit	9,599,400
Professional Tax payable	135,422
Scholarship Payable	4,153,000
Excess Fees	250,951
Covid Fund	126,545
Other Current Liabilities	211,618
TDS Payable	9,701
TOTAL	19,029,550



A. M. Sundar

PRINCIPAL

SRI VENKATESWARA DENTAL COLLEGE & HOSPITAL

OFF. OMR NEAR - NAVALUR

THALAMBUR, CHENNAI-600 130.

Schedule to Income & Expenditure Items	
Particulars	
	Dental
	Rs.
Schedule -K: Administrative and Other Expenses	
Academic Expenses	1,660,674
Administrative Expenses	580,062
Advt & Publicity exp	60,351
Affiliation & Registration Exp	3,506,876
Communication Expenses	569,771
Conference, workshop, Seminar & Function Exp	193,075
Consumables Exp	3,041,635
Electricity Charges	1,265,365
Hostel & Mess expenses	1,398,851
Inspection Charges	246,330
Insurance Exp	1,242,347
Note Book Exp	3,978,401
Other expenses	127,707
Personnel Expenses - Direct	33,815,367
Personnel Expenses - Indirect	14,165,327
Printing and Stationery	506,964
Repairs & Maintenance	5,307,876
Transportation,fuel & Travelling Expenses & Conveyance	3,152,023
Uniform expenses	458,136
TOTAL	75,277,138
Schedule-L : Interest/Finance charges	
Bank Charges	1,358
TOTAL	1,358

A. J. Hudson


PRINCIPAL

SRI VENKATESWARA DENTAL COLLEGE & HOSPITAL
OFF. OMR NEAR - NAVALUR
THALAMBUR, CHENNAI-600 130.



2019-20

SRI VENKATESWARA DENTAL COLLEGE & HOSPITAL, THALAMBUR		
THALAMBUR, OFF OMR, NEAR NAVALUR, CHENNAI-603103		
BALANCE SHEET		
As at 31-03-2020		
Particulars	Sch.	DENTAL Rs.
I. Sources of Funds		
(1) Capital fund	A	115,692,235
(2) Loan funds:		
(a) Secured loans	B	-
(b) Unsecured loans	C	-
(3) Revenue Fund	D	205,008,154
TOTAL		320,700,389
II. Application of Funds		
(1) Fixed assets:-	E	
(a) Opening		173,628,131
(b) Additions		7,281,132
(c) Reversals / Deletions		-
(d) Total		180,909,263
(e) Depreciation	E	16,761,646
		164,147,617
(2) Current Assets, Loans and Advances:		
(a) Loans and Advances	F	1,227,816
(b) Deposits	G	10,536,094
(c) Sundry Debtors	H	9,732,992
(d) Cash and Bank Balances	I	3,674,573
Total Current Assets (A)		25,171,475
Less:		
Current Liabilities and Provisions:		
Current Liabilities	J	16,709,901
(B)		16,709,901
Net current assets: (A)-(B)		8,461,574
Branch & Divisions		148,091,198
TOTAL		320,700,389



SRI VENKATESWARA DENTAL COLLEGE & HOSPITAL, THALAMBUR

CHENNAI
(DR. ISHARIKA GANESH)
Managing Trustee

Place: Chennai

Date:

For VAIRAV & ASSOCIATES
Chartered AccountantsT. VAIRAV
Proprietor
M.No. 236495

PRINCIPAL

SRI VENKATESWARA DENTAL COLLEGE & HOSPITAL
OFF. OMR NEAR - NAVALUR
THALAMBUR, CHENNAI-600 130.

SRI VENKATESWARA DENTAL COLLEGE & HOSPITAL, THALAMBUR		
THALAMBUR, OFF OMR, NEAR NAVALUR, CHENNAI-603103		
Income & Expenditure Account		
for the period ended 31-03-2020		
Particulars	Sch.	DENTAL Rs.
INCOME		
Fee Income		144,098,728
Other Income		2,346,493
TOTAL		146,445,221
EXPENDITURE		
Administrative & Other Expenses	K	91,414,697
Depreciation and Amortization Expenses	E	16,761,646
Interest/Finance charges	L	55,687
		108,232,030
Excess of Income Over Expenses carried to Balancesheet		38,213,191

SRI VENKATESWARA DENTAL COLLEGE & HOSPITAL, THALAMBUR

(DR. ISHARI K. GANESH)

Managing Trustee

Place : Chennai

Date :



For VAIRAV & ASSOCIATES
Chartered Accountants

T. JAY VAIRAV
Proprietor
m. NO. 236455

A. J. Hudson

PRINCIPAL

SRI VENKATESWARA DENTAL COLLEGE & HOSPITAL

OFF. OMR NEAR - NAVALUR

THALAMBUR, CHENNAI-600 130.

SRI VENKATESWARA DENTAL COLLEGE & HOSPITAL, THALAMBUR	
Schedule to Balance Sheet Items	
Particulars	
Schedule-A : Capital Fund	Dental Rs.
Balance as on 01.04.2018	115,692,235
Corpus Donation Received During the Year	
TOTAL	115,692,235
Schedule- B : Secured Loans	
TOTAL	-
Schedule- C : Unsecured Loans	-
TOTAL	-
Schedule - D : Revenue Fund	
Balance as on 01.04.2019	166,794,963
Current Year Excess of Income Over Expenses	
Transferred from Income & Expenditure A/c	38,213,191
TOTAL	205,008,154



PRINCIPAL

SRI VENKATESWARA DENTAL COLLEGE & HOSPITAL
OFF. OMR NEAR - NAVALUR
THALAMBUR, CHENNAI-600 130.

Particulars	
	Dental Rs.
Schedule- F : Loans and Advances	
Salary Advance	205,164
Advance for Expenses Non Teaching	375,952
Advance for Expenses Teaching	646,700
TOTAL	1,227,816
Particulars	
	Dental Rs.
Schedule- G : Deposits	
FD BOB	3,187,743
FD Cosmos Bank	2,137,693
FD-BOB-19690300005918	1,472,685
Deposit-KTD01/20070588	2,533,050
Electricity Deposit	764,498
Telephone Deposit	6,000
Accrued Interest on KTD (AB)	434,425
TOTAL	10,536,094
Schedule H : Sundry Debtors	
Advances to Suppliers	9,732,992
TOTAL	9,732,992



A. M. Sundar

PRINCIPAL

SRI VENKATESWARA DENTAL COLLEGE & HOSPITAL
OFF. OMR NEAR - NAVALUR
THALAMBUR, CHENNAI-600 130.

Particulars	Dental Rs.
Schedule- I : Cash and Bank Balances	
Cash in hand	307,691
Cash in hand	
Cash at Scheduled Banks	
Andhra Bank-2275	12,920
Axis Bank Old A/c	593,173
Axis Vistas Trust A/c- 911010015600763	2,755,589
ASHE Bank Account	5,200
TOTAL	3,674,573
Particulars	Dental Rs.
Schedule- J : Current Liabilities and Provisions	
Current Liabilities	
Creditors - Capital expenditure	3,684,969
First Graduate Fees	360,000
Security Deposit	380,150
Caution deposit	8,494,400
Professional Tax payable	139,011
Scholarship Payable	3,634,624
Moksha	18,906
TDS -Consultancy	834
TDS - Transport	1,515
TDS - Canteen	896
TDS -Security Salary	3,407
TDS Other Contractors	(8,811)
TOTAL	16,709,901



A. V. Sundar

PRINCIPAL

SRI VENKATESWARA DENTAL COLLEGE & HOSPITAL
OFF. OMR NEAR - NAVALUR
THALAMBUR, CHENNAI-600 130.

Schedule to Income & Expenditure Items	
Particulars	
	Dental
	Rs.
Schedule -K: Administrative and Other Expenses	
Academic Expenses	520,576
Administrative Expenses	696,978
Advt & Publicity, Promotional, Development, Sponsorship exp	82,500
Affiliation & Registration Exp	4,434,283
Communication Expenses	482,870
Conference, workshop, Seminar & Function Exp	768,051
Consumables Exp	3,515,763
Electricity Charges	3,002,458
Examination Exp	16,365
Hostel & Mess expenses	6,367,325
Inspection Charges	1,065,007
Insurance	1,112,227
Note Book Exp	4,391,896
Other expenses	186,524
Personnel Expenses - Direct	31,696,333
Personnel Expenses - Indirect	13,432,119
Printing and Stationery	800,024
Repairs & Maintenance	8,553,694
Transportation, fuel & Travelling Expenses & Conveyance	10,239,729
Uniform expenses	49,975
TOTAL	91,414,697
Schedule-L : Interest/Finance charges	
Bank Charges	2,198
Interest paid Vehicles & others	53,489
TOTAL	55,687



[Handwritten signature]

PRINCIPAL

SRI VENKATESWARA DENTAL COLLEGE & HOSPITAL
OFF. OMR NEAR - NAVALUR
THALAMBUR, CHENNAI-600 130.

Schedule E

Depreciation Schedule for Sri Venkateswara Dental College & Hospital

Description	Rate	Net Block as on 01.04.2019	Additions Block I	Block II	Total	Deletions Block I	Block II	Total	Depreciation Block I	Block II	Total	Net Block as on 31.03.2020
Land development	0%	5,899,692			-				-	-	-	5,899,692
Temple Jewellery	15%	537,863			-				80,679	-	80,679	457,183
Airconditioner	15%	420,918	449,800		449,800				130,608	-	130,608	740,110
Audio system	15%	56,894	80,300	-	80,300				20,579	-	20,579	116,614
Borewell	0%	571,408		-	-				-	-	-	571,408
Building	10%	98,529,045		-	-				9,852,904	-	9,852,904	88,676,140
Building-WIP Building	0%	23,562,398		-	-				-	-	-	23,562,398
Camera & Walkman	15%	336,528	304,269	138,634	442,903				96,120	10,398	106,517	672,914
Bus	15%	4,243,956		-	-				636,593	-	636,593	3,607,363
Biometric	15%	64,966		-	-				9,745	-	9,745	55,221
Car	15%	83,891		-	-				12,584	-	12,584	71,307
Cash Counting Machine	15%	8,791		-	-				1,319	-	1,319	7,472
Computer	40%	163,871	71,450	20,500	91,950				94,128	4,100	98,228	157,597
Electrical & Fitting	10%	4,780,165	56,690	-	56,690				483,686	-	483,686	4,296,479
Furniture & Fixtures	10%	9,834,512	392,312	156,000	548,312				1,022,682	7,800	1,030,482	8,803,930
Fan	10%	143,129	43,950	21,700	65,650				18,708	1,085	19,793	163,326
Hostel Equipments	15%	235,511		-	-				35,327	-	35,327	200,184
Kitchen Equipments	15%	221,058		108,839	108,839				33,159	8,163	41,322	179,736
Dust Bin	15%	18,424		-	-				2,764	-	2,764	15,660
Dental /Lab Equipments	15%	19,114,003	843,700	1,592,782	2,436,482				2,993,655	119,459	3,113,114	16,000,889
Dental Equipments	15%	195,008		-	-				29,251	-	29,251	165,757
Library Books	40%	86,095	200,692	271,293	471,985				114,715	54,259	168,974	303,011
Motor	40%	-	-	9,300	9,300				-	1,860	1,860	7,440
Office Equipments	15%	632,128	-	-	-				94,819	-	94,819	537,309
Overhead Projector	15%	126,310	219,240	-	219,240				51,832	-	51,832	293,717
Printer	40%	5,116	23,500	-	23,500				11,447	-	11,447	17,170
Refrigerator	15%	11,069	45,000	-	45,000				8,410	-	8,410	47,659
Tata Bus	15%	197,158		-	-				29,574	-	29,574	167,584
Software	40%	3,598		-	-				1,439	-	1,439	2,158
Sports Material	15%	20,077		-	-				3,012	-	3,012	17,065
Solar Street light	10%	2,790		-	-				279	-	279	2,511
Television & Stabilizer	15%	34,840	84,060	8,800	92,860				17,835	660	18,495	109,205
Teaching Aids	15%	11,419		-	-				1,713	-	1,713	9,706
Telephone Equipments	15%	4,175		-	-				626	-	626	3,549
UPS	40%	43,145	81,851	13,570	95,421				49,999	2,714	52,713	35,654
WaterCooler & Purifier	15%	224,153	23,800	19,000	42,800				37,193	1,425	38,618	228,335
Scorpio Car	15%	394,012		-	-				59,102	-	59,102	334,910
RO Plant	15%	304,493		-	-				45,674	-	45,674	258,819
Land	0%	388,470		-	-				-	-	-	388,470
Xerox Machine	15%	82,046		88,500	88,500				12,307	6,638	18,944	151,602
New Bus	15%	682,388		-	-				102,358	-	102,358	580,029
Lift	15%	471,381		-	-				70,707	-	70,707	400,674
STP - Plant	15%	881,240		-	-				132,186	143,370	275,556	2,517,264
Total		173,628,131	2,920,614	1,911,600	1,911,600				16,399,717	361,929	16,761,646	164,147,617



SRI VENKATESWARA DENTAL COLLEGE & HOSPITAL
OFF. OMIR NEAR - NAVAJITR
THALAMBUR, CHENNAI-600 130

PRINCIPAL

18-19

Sri Venkateswara Dental College & Hospital		
Off. Old Mahaballipuram Road, Near Navalur, Thalambur, Chennai - 600 130		
BALANCE SHEET		
As at 31/03/2019		
Particulars	Sch.	DENTAL
		Rs.
I. Sources of Funds		
(1) Capital fund	A	115,692,235
(2) Loan funds:		
(a) Secured loans	B	1,003,501
(b) Unsecured loans	C	-
(3) Revenue Fund	D	166,794,963
TOTAL		283,490,699
II. Application of Funds		
(1) Fixed assets:-	E	
(a) Opening		181,385,512
(b) Additions		9,611,711
(c) Reversals / Deletions		-
(d) Total		190,997,223
(e) Depreciation	E	17,369,092
		173,628,131
(2) Current Assets, Loans and Advances:		
(a) Loans and Advances	F	992,401
(b) Deposits	H	7,992,853
(c) Sundry Debtors	G	4,017,855
(d) Cash and Bank Balances	I	6,497,168
Total Current Assets (A)		19,500,277
Less:		
Current Liabilities and Provisions:		
Current Liabilities	J	15,165,213
(B)		15,165,213
Net current assets: (A)-(B)		4,335,064
Branch & Divisions		105,527,504
TOTAL		283,490,699

Handwritten signature

Handwritten signature

PRINCIPAL
SRI VENKATESWARA DENTAL COLLEGE & HOSPITAL
OFF. OMR NEAR - NAVALUR
THALAMBUR, CHENNAI-600 130.

For VAIRAV & ASSOCIATES
Chartered Accountants

(T. JAI V. VAIRAV)
Proprietor
M.No. 236495



Sri Venkateswara Dental College & Hospital		Income & Expenditure Account	
Off. Old Mahabalipuram Road, Near Navalur, Thalambur, Chennai - 600 130		for the period ended 31-03-2019	
Particulars	TOTAL	Sch.	DENTAL
			Rs.
			97,900,929
			31,618,364
			129,519,293
			89,542,563
			17,369,092
			2,014,179
			108,925,834
			20,593,459
INCOME		M E N	
Direct Income			
Indirect Income			
EXPENDITURE			
Administrative & Other Expenses			
Depreciation and Amortization Expenses			
Interest/Finance charges			
Excess of Income Over Expenses			
carried to Balancesheet			


[Signature]



For VAIRAV & ASSOCIATES
Chartered Accountants
A. JAY VAIRAV
Proprietor
M.No.236495

[Signature]

PRINCIPAL
SRI VENKATESWARA DENTAL COLLEGE & HOSPITAL
OFF. OMIR NEAR - NAVALUR
THALAMBUR, CHENNAI-600 130

x


Sri Venkateswara Dental College & Hospital	
Schedule to Balance Sheet Items	
Particulars	Amount
	Rs.
Schedule-A : Capital Fund	
Balance as on 01.04.2018	115,692,235
Corpus Donation Received During the Year	
TOTAL	115,692,235
Schedule- B : Secured Loans	
Sundaram Finance Vehicle loan	1,003,501
TOTAL	1,003,501
Schedule- C : Unsecured Loans	-
TOTAL	-
Schedule - D : Revenue Fund	
Balance as on 01.04.2018	146,201,504
Revenue Fund of Vinayaka transferred during the year	
Current Year Excess of Income Over Expenses	
Transferred from Income & Expenditure A/c	20,593,459
TOTAL	166,794,963
Particulars	Amount
	Rs.
Schedule- F : Loans and Advances	
Salary Advance	268,199
Advance for Expenses Teaching	724,202
TOTAL	992,401
Schedule G : Sundry Debtors	
Advances to Suppliers	4,017,855
TOTAL	4,017,855





PRINCIPAL
 SRI VENKATESWARA DENTAL COLLEGE & HOSPITAL
 OFF. OMR NEAR - NAVAJUR
 THALAMBUR, CHENNAI-600 130

x

[Handwritten signature]

Sri Venkateswara Dental College & Hospital	
Schedule to Balance Sheet Items	
Particulars	Amount
	Rs.
Schedule- H : Deposits	
FD BOB	2,767,256
FD-BOB-19690300005918	1,472,685
Deposit-KTD01/20070588	2,383,667
Electricity Deposit	764,499
Telephone Deposit	6,000
Accrued Interest on KTD (AB)	598,746
TOTAL	7,992,853
	Rs.
Schedule- I : Cash and Bank Balances	
Cash in hand	
Cash in hand	283,186
Cash at Scheduled Banks	
Andhra Bank-2275	12,920
Axis Bank Old A/c	593,173
Axis Vistas Trust A/c- 911010015600763	5,602,690
ASHE Bank Account	5,200
TOTAL	6,497,168
Schedule- J : Current Liabilities and Provisions	
Current Liabilities	
Creditors - Capital expenditure	2,931,510
First Graduate Fees	320,000
Security Deposit	374,650
Caution deposit	7,198,400
Professional Tax payable	117,508
PF payable	82,630
Scholarship Payable	4,094,624
Moksha	18,906
TDS - Transport	1,726
TDS - Canteen	10,759
TDS -Security Salary	3,190
TDS Other Contractors	11,310
TOTAL	15,165,213



[Handwritten signature]

PRINCIPAL
SRI VENKATESWARA DENTAL COLLEGE & HOSPITAL
OFF. OMR NEAR - NAVAJI
THALAMBUR, CHENNAI-600 130.

[Handwritten signature]

Sri Venkateswara Dental College & Hospital	
Schedule to Income & Expenditure Items	
Particulars	Amount
	Rs.
Schedule - K : Direct Income	
(A) Income	
Application fee	84,500
Fee Receipts	78,864,825
Bus Fees	8,047,504
Registration Fee	7,000
Other Fees	10,897,100
Fees Concession to Students	
TOTAL	97,900,929
Schedule - L : Indirect Income	
Examination Fees	849,653
Hostel, Boarding & Lodging fees	13,891,900
Interest Received on FD	276,459
Uniform, Internet and books	9,430,201
Fines & Penalty	190,246
Instrument Fees	4,235,000
Rent Received	120,000
Patients Income	1,411,240
Interest received on SB & Others	178,686
Misc Income	1,034,979
TOTAL	31,618,364

[Handwritten signature]

PRINCIPAL
SRI VENKATESWARA DENTAL COLLEGE & HOSPITAL
OFF. OMR NEAR - NAVAL J/R
THALAMBUR, CHENNAI - 600 130.



Full

Sri Venkateswara Dental College & Hospital	
Schedule to Income & Expenditure Items	
Particulars	Amount
	Rs.
Schedule -M: Administrative and Other Expenses	
Advt & Publicity exp	123,750
Academic Expenses	4,524,804
Affiliation & Registration Exp	3,752,700
Consumables Exp	3,580,634
Note Book Exp	5,112,020
Conference, workshop, Seminar & Function Exp	793,197
Printing and Stationery	770,420
Repairs & Maintenance	8,067,306
Administrative Expenses	994,324
Uniform expenses	44,100
Communication Expenses	530,359
Electricity Charges	2,882,592
Hostel & Mess expenses	6,859,923
Personnel Expenses - Direct	29,203,693
Personnel Expenses - Indirect	12,733,180
Transportation, fuel & Travelling Expenses & Conveyance	8,681,005
Inspection Charges	48,769
Insurance	839,787
TOTAL	89,542,563
Schedule-N : Interest/Finance charges	
Bank Charges	1,847,198
Interest paid Vehicles & others	166,981
TOTAL	2,014,179




A. M. Sundar
PRINCIPAL
 SRI VENKATESWARA DENTAL COLLEGE & HOSPITAL
 OFF. OMR NEAR - NAVAJIYR
 THALAMBUR, CHENNAI-600 130.

Schedule E

Depreciation Schedule for Sri Venkateswara Dental College & Hospital

Description	Rate	Net Block as on 31.03.2018	Additions Block I	Block II	Total	Deletions Block I	Block II	Total	Depreciation Block I	Block II	Total	Net Block as on 31.03.2018
Land development	0%	5,899,692			-							5,899,692
Temple Jewellery	15%	632,780			-				94,917	-	94,917	537,863
Airconditioner	15%	495,197			-				74,280	-	74,280	420,918
Audio system	15%	23,241		40,150	40,150				3,486	3,011	6,497	56,894
Borewell	0%	352,143		219,265	219,265				-	-	-	571,408
Building	10%	109,292,421		174,596	174,596				10,929,242	8,730	10,937,972	98,529,045
Building-WIP Building	0%	23,562,398			-				-	-	-	23,562,398
Camera & Walkman	15%	395,916			-				59,387	-	59,387	336,528
Bus	15%	4,992,890			-				748,933	-	748,933	4,243,956
Biometric	15%	64,808		10,680	10,680				9,721	801	10,522	64,966
Car	15%	98,695			-				14,804	-	14,804	83,891
Cash Counting Machine	15%	10,342			-				1,551	-	1,551	8,791
Computer	40%	226,451		35,000	35,000				90,580	7,000	97,580	163,871
Electrical & Fitting	10%	5,138,063	6,800	157,672	164,472				514,486	7,884	522,370	4,780,165
Furniture & Fixtures	10%	10,397,225	46,020	458,517	504,537				1,044,325	22,926	1,067,250	9,834,512
Fan	10%	77,828	27,370	51,000	78,370				10,520	2,550	13,070	143,129
Hostel Equipments	15%	277,071			-				41,561	-	41,561	235,511
Kitchen Equipments	15%	260,069			-				39,010	-	39,010	221,058
Dust Bin	15%	21,675			-				3,251	-	3,251	18,424
Dental /Lab Equipments	15%	13,791,529	1,540,704	6,574,708	8,115,412				2,299,835	493,103	2,792,938	19,114,003
Dental Equipments	15%	229,421			-				34,413	-	34,413	195,008
Library Books	40%	35,963	107,528		107,528				57,397	-	57,397	86,095
Office Equipments	15%	579,031	128,301	33,400	161,701				106,100	2,505	108,605	632,128
Overhead Projector	15%	148,600			-				22,290	-	22,290	126,310
Printer	40%	8,527			-				3,411	-	3,411	5,116
Refrigerator	15%	13,023			-				1,953	-	1,953	11,069
Tata Bus	15%	231,951			-				34,793	-	34,793	197,158
Software	40%	5,997			-				2,399	-	2,399	3,598
Sports Material	15%	23,620			-				3,543	-	3,543	20,077
Solar Street light	10%	3,100			-				310	-	310	2,790
Television & Stabilizer	15%	40,988			-				6,148	-	6,148	34,840
Teaching Aids	15%	13,434			-				2,015	-	2,015	11,419
Telephone Equipments	15%	4,911			-				737	-	737	4,175
UPS	40%	71,909			-				28,764	-	28,764	43,145
WaterCooler & Purifier	15%	263,710			-				39,556	-	39,556	224,153
Scorpio Car	15%	463,544			-				69,532	-	69,532	394,012
RO Plant	15%	358,227			-				53,734	-	53,734	304,493
Land	0%	388,470			-				-	-	-	388,470
Xerox Machine	15%	96,525			-				14,479	-	14,479	82,046
New Bus	15%	802,809			-				120,421	-	120,421	682,388
Lift	15%	554,566			-				83,185	-	83,185	471,381
STP - Plant	15%	1,036,753			-				155,513	-	155,513	881,240
Total		181,385,512.00	1,856,723	7,754,988	9,611,711	-			16,820,582	548,510	17,369,092	173,628,131



x
Blunpy

2017-18

Sri Venkateswara Dental College and Hospital		
Off.Old Mahabalipuram Road, Near Navalur, Thalambur, Chennai - 600 130		
BALANCE SHEET		
As at 31/03/2018		
Particulars	Sch.	Amount in Rs.
I. Sources of Funds		
(1) Capital fund	A	1156,92,235
(2) Loan funds:		
(a) Secured loans	B	19,94,587
(b) Unsecured loans	C	-
(3) Revenue Fund	D	1462,01,504
TOTAL		2638,88,326
II. Application of Funds		
(1) Fixed assets:-	E	
(a) Opening (including WIP Capitalized)		1980,30,279
(b) Additions		19,53,813
(c) Reversals / Deletions		-
(d) Total		1999,84,092
(e) Depreciation	E	185,98,579
		1813,85,512
(2) Current Assets, Loans and Advances:		
(a) Loans and Advances	F	8,92,419
(b) Deposits	H	77,48,899
(c) Sundry Debtors	G	37,74,185
(d) Cash and Bank Balances	I	48,76,265
Total Current Assets (A)		172,91,767
Less:		
Current Liabilities and Provisions:		
Current Liabilities	J	134,57,584
(B)		134,57,584
Net current assets:(A)-(B)		38,34,183
Branch & Divisions		786,68,631
TOTAL		2638,88,326



For VAIRAV & ASSOCIATES
Chartered Accountant

(T. JAI V VAIRAV)
Proprietor
M.No.236495

PRINCIPAL

SRI VENKATESWARA DENTAL COLLEGE & HOSPITAL
OFF. OMR NEAR - NAVALUR
THALAMBUR, CHENNAI-600 130.

Sri Venkateswara Dental College and Hospital		
Off.Old Mahabalipuram Road, Near Navalur, Thalambur, Chennai - 600 130		
Income & Expenditure Account		
for the period ended 31-03-2018		
Particulars	Sch.	Amount in Rs.
INCOME		
Direct Income	K	929,34,210
Indirect Income	L	325,19,216
TOTAL		1254,53,426
EXPENDITURE		
Administrative & Other Expenses	M	772,64,660
Depreciation and Amortization Expenses	E	185,98,579
Interest/Finance charges	N	2,87,006
		961,50,245
Excess of Income Over Expenses carried to Balancesheet		293,03,181

[Signature]



For VAIRAV & ASSOCIATES
Chartered Accountants

[Signature]
(T. JAI V VAIRAV)
Proprietor
M.No.236495

[Signature]

PRINCIPAL

SRI VENKATESWARA DENTAL COLLEGE & HOSPITAL
OFF. OMR NEAR - NAVALUR
THALAMBUR, CHENNAI-600 130.

Sri Venkateswara Dental College and Hospital

Off.Old Mahabalipuram Road, Near Navalur, Thalambur, Chennai - 600 130

Particulars	As at 31.03.2018
	Amount in Rs.
Schedule-A : Capital Fund	
Balance as on 01.04.2018	1156,92,235
Corpus Donation Received During the Year	
TOTAL	1156,92,235
Schedule- B : Secured Loans	
Sundaram Finance Vehicle loan	19,94,587
TOTAL	19,94,587
Schedule- C : Unsecured Loans	
TOTAL	-
Schedule - D : Revenue Fund	
Balance as on 01.04.2017	1168,98,323
Revenue Fund of Vinayaka transferred during the year	
Current Year Excess of Income Over Expenses	
Transferred from Income & Expenditure A/c	293,03,181
TOTAL	1462,01,504
Schedule- F : Loans and Advances	
Salary Advance	1,80,859
Advance for Expenses Non Teaching	7,11,560
TOTAL	8,92,419
Schedule G : Sundry Debtors	
Advances to Suppliers	37,74,185
TOTAL	37,74,185
Schedule- H : Deposits	
FD-BOB	25,23,302
FD-BOB-19690300005918	14,72,685
Deposit-KTD01/20070588	22,41,338
Electricity Deposit	7,64,499
Telephone Deposit	6,000
Accrued Interest on KTD (AB)	7,41,075
TOTAL	77,48,899





PRINCIPAL

SRI VENKATESWARA DENTAL COLLEGE & HOSPITAL
OFF. OMR NEAR - NAVALUR
THALAMBUR, CHENNAI-600 130.

Particulars	As at 31.03.2018
	Amount in Rs.
Schedule- I : Cash and Bank Balances	
Cash in hand	
Cash in hand	1,65,751
Cash at Scheduled Banks	
Andhra Bank-2275	12,920
Axis Bank Old A/c	5,93,173
Axis Vistas Trust A/c- 911010015600763	40,99,221
ASHE Bank Account	5,200
TOTAL	48,76,265
Schedule- J : Current Liabilities and Provisions	
Current Liabilities	
Creditors - Capital expenditure	29,44,560
Deposit Payable	3,49,550
First Graduate Fees	2,80,000
Caution deposit	66,17,400
Scholarship Payable	20,09,624
Moksha	12,26,429
TDS -Consultancy	(6,111)
TDS - Transport	1,129
TDS Construction	1,580
TDS - Canteen	12,981
TDS -Security Salary	3,190
TDS Other Contractors	17,252
TOTAL	134,57,584
Schedule - K : Direct Income	
(A) Income	
Application & Prospectus fee	1,10,500
Fee Receipts	760,20,200
Bus Fees	68,28,500
University examination fees	8,88,908
Admission Fee	30,000
Other Fees	92,56,102
Fees Concession to Students	(2,00,000)
TOTAL	929,34,210
Schedule - L : Indirect Income	
Hostel, Boarding & Lodging fees	146,53,900
Interest Received on FD	7,96,385
Uniform, Internet and books	41,37,040
Fine	53,226
Instrument Fees	56,71,760
Rent Received	1,20,000
Patients Income	9,77,715
Interest received on SB & Others	2,27,872
Records, Journals & Lab coat	58,10,253
Misc Income	71,065
TOTAL	325,19,216



PRINCIPAL

SRIVENKATESWARA DENTAL COLLEGE & HOSPITAL
OFF. OMR NEAR - NAVALUR
THALAMBUR, CHENNAI-600 130.

Particulars	As at 31.03.2018
	Amount in Rs.
Schedule -M: Administrative and Other Expenses	
Academic Expenses	4,12,889
Affiliation & Registration Exp	17,69,516
Consumables Exp	25,14,249
Patient Expenses	21,652
Note Book Exp	49,25,591
Conference, workshop, Seminar & Function Exp	8,58,519
Printing and Stationery	4,82,186
Repairs & Maintenance	47,34,031
Administrative Expenses	5,57,715
Uniform expenses	29,000
Communication Expenses	6,06,562
Electricity Charges	28,85,816
Hostel & Mess expenses	69,80,133
Personnel Expenses - Direct	306,79,601
Personnel Expenses - Indirect	119,78,659
Transportation, fuel & Travelling Expenses & Conveyance	71,69,681
Rates & taxes	3,12,023
Insurance	3,41,422
Development Expenses	5,415
TOTAL	772,64,660
Schedule-N : Interest/Finance charges	
Bank Charges	2,144
Interest paid Vehicles & others	2,84,862
TOTAL	2,87,006



A. J. Jeyaraj

PRINCIPAL


SRI VENKATESWARA DENTAL COLLEGE & HOSPITAL
OFF. OMR NEAR - NAVALUR
THALAMBUR, CHENNAI-600 130.

[Handwritten signature]

Schedule E

Depreciation Schedule for Sri Venkateswara Dental College & Hospital

Description	Rate	Net Block as on 31.03.2017	Additions Block I	Block II	Total	Deletions Block I	Block II	Total	Depreciation Block I	Block II	Total	Net Block as on 31.03.2018
Land development	0%	58,99,692			-				-	-	-	58,99,692
Temple Jewellery	15%	7,44,447			-				1,11,667	-	1,11,667	6,32,780
Airconditioner	15%	5,82,585			-				87,388	-	87,388	4,95,197
Audio system	15%	27,342			-				4,101	-	4,101	23,241
Borewell	0%	3,52,143			-				-	-	-	3,52,143
Building	10%	1214,36,023			-				121,43,602	-	121,43,602	1092,92,421
Building-WIP Building	0%	235,62,398			-				-	-	-	235,62,398
Camera & Walkman	15%	4,65,783			-				69,867	-	69,867	3,95,916
Bus	15%	58,73,988			-				8,81,098	-	8,81,098	49,92,890
Biometric	15%	76,245			-				11,437	-	11,437	64,808
Car	15%	1,16,111			-				17,417	-	17,417	98,695
Cash Counting Machine	15%	12,167			-				1,825	-	1,825	10,342
Computer	40%	3,05,299	5,933	49,640	55,573				1,24,493	9,928	1,34,421	2,26,451
Electrical & Fitting	10%	51,15,435		5,62,286	5,62,286				5,11,544	28,114	5,39,658	51,38,063
Furniture & Fixtures	10%	109,78,564	3,74,250	1,89,150	5,63,400				11,35,281	9,458	11,44,739	103,97,225
Fan	10%	75,340	11,136		11,136				8,648	-	8,648	77,828
Hostel Equipments	15%	3,25,966			-				48,895	-	48,895	2,77,071
Kitchen Equipments	15%	3,05,963			-				45,894	-	45,894	2,60,069
Dust Bin	15%	25,500			-				3,825	-	3,825	21,675
Dental/Lab Equipments	15%	158,06,358	68,700	3,21,870	3,90,570				23,81,259	24,140	24,05,399	137,91,529
Dental Equipments	15%	2,69,907			-				40,486	-	40,486	2,29,421
Library Books	40%	59,939			-				23,976	-	23,976	35,963
Office Equipments	15%	4,85,698	1,82,110	12,318	1,94,428				1,00,171	924	1,01,095	5,79,031
Overhead Projector	15%	1,74,823			-				26,223	-	26,223	1,48,600
Printer	40%	14,212			-				5,685	-	5,685	8,527
Refrigerator	15%	15,321			-				2,298	-	2,298	13,023
Tata Bus	15%	2,72,883			-				40,933	-	40,933	2,31,951
Software	40%	9,945			-				3,998	-	3,998	5,997
Sports Material	15%	27,788			-				4,168	-	4,168	23,620
Solar Street light	10%	3,444			-				344	-	344	3,100
Television & Stabilizer	15%	48,222			-				7,233	-	7,233	40,988
Teaching Aids	15%	15,804			-				2,371	-	2,371	13,434
Telephone Equipments	15%	5,778			-				867	-	867	4,911
UPS	40%	20,348	99,500		99,500				47,939	-	47,939	71,909
WaterCooler & Purifier	15%	2,49,847	60,400		60,400				46,537	-	46,537	2,63,710
Scorpio Car	15%	5,45,346			-				81,802	-	81,802	4,63,544
RO Plant	15%	4,21,443			-				63,216	-	63,216	3,58,227
Land	0%	3,71,950	16,520		16,520				-	-	-	3,88,470
Xerox Machine	15%	1,13,559			-				17,034	-	17,034	96,525
New Bus	15%	9,44,481			-				1,41,672	-	1,41,672	8,02,809
Lift	15%	6,52,430			-				97,865	-	97,865	5,54,565
STP Plant	15%	12,19,709			-				1,82,956	-	1,82,956	10,36,753
Total		1980,30,279	8,18,549	11,35,764	19,53,813				185,26,016	72,564	185,98,579	1813,85,517



A. J. Jeyaraj

PRINCIPAL

SRI VENKATESWARA DENTAL COLLEGE & HOSPITAL

OFF. OMR NEAR - NAVAJUR

THALAMBUR, CHENNAI-600 130